

Hybrid Rye for Silage

Production Guide

SEEDING
THE FUTURE
SINCE 1856



Hybrid Rye for Silage Production Guide

KWS



Introduction


At KWS, we see ourselves as a partner for farmers' success. We concentrate on developing high yielding, quality hybrid rye silage varieties. Simultaneously, we focus on consulting and supporting our customers in production and livestock feeding. Hybrid rye silage is a high energy, nutrient dense feedstuff that provides high quality soluble fibers critical to rumen health and animal performance!

Why Hybrid Rye Silage

- Profit Potential – opportunity for implementing double cropping systems and ultimately more tons of silage per acre
- Risk management – diversifies risk compared to planting only spring crops
- Workload management – allows management of more acres with similar labor
- Environmental management – uses less water than other cereals. Improves soil health by reducing erosion and nutrient leaching

Seeding Guide and Planting Recommendations

- Seeding time: Wait to plant until soil temperature is below 59°F (15°C). This planting window will vary depending on region. For most of regions, late July through October, depending on fall grazing and management opportunities.
- Seeding rate: ~ 0.8 units per acre
 - **1 unit = 1 million viable seeds.** Weight of a unit can vary according to germination rate and grain weight. Weight of a unit is provided on the bag!
 - Seeding rate of 800,000 viable seeds per acre
- Seeding depth: ~ 0.8 in (2 cm)



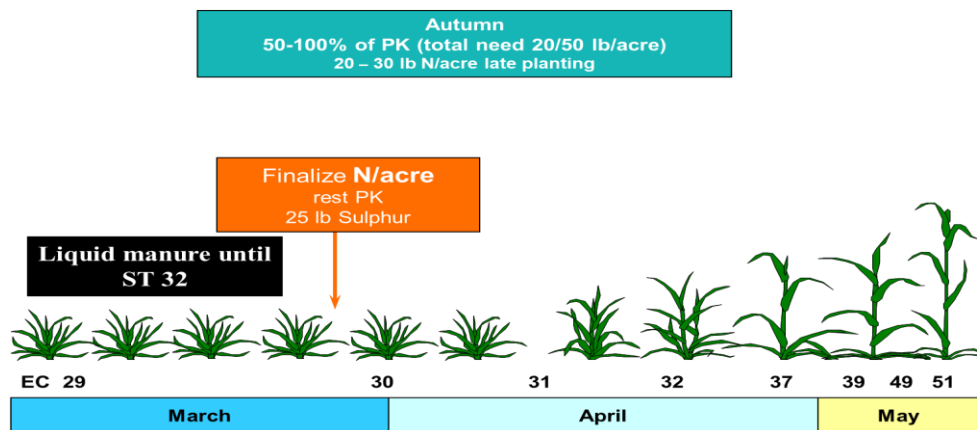
- Row spacing: 7-8 in (18 – 20 cm) is preferred
 - This seeding rate and row spacing will maximize emergence and allow for even tillering.
 - This is critical for crop quality and maximum yields!

Hybrid Rye for Silage Production Guide



Fertilization and Weed Control Recommendations

- Ensure all nutrients are available as soon as regrowth starts in the spring!
 - N-fertilization is dependent on expected yield but can usually be set to about 20% less than what is required by winter wheat
 - 20 – 30 lbs N and PK should be provided in the fall
 - Apply spring nitrogen as soon as roots are starting to activate!



- For weed control it is recommended to clean the field well prior to planting
- If spring application is necessary, it should be done as early as possible and prior to first elongation – when hybrid rye is less susceptible to herbicide damage

Harvesting for Silage

- High protein silage – should be cut on flag leaf/early ear
 - Harvested in late May (will vary based on region) - Lower tonnage but higher quality silage
 - To achieve optimal moisture for packing, rye should be windrowed and allowed to dry to desired moisture (~65%) prior to chopping and packing
 - Earlier harvest date provides the potential for implementing a double cropping system
- Whole plant silage – high yielding; should be cut on milky to light dough stage
 - Harvest in early June (will vary based on region) – higher tonnage while still maintaining quality
 - Fields should be monitored daily when approaching milky stage. Plants mature quickly at this time and proper management is essential for optimal yield and quality.
- Harvesting flexibility – for nutrient, production, and management needs!

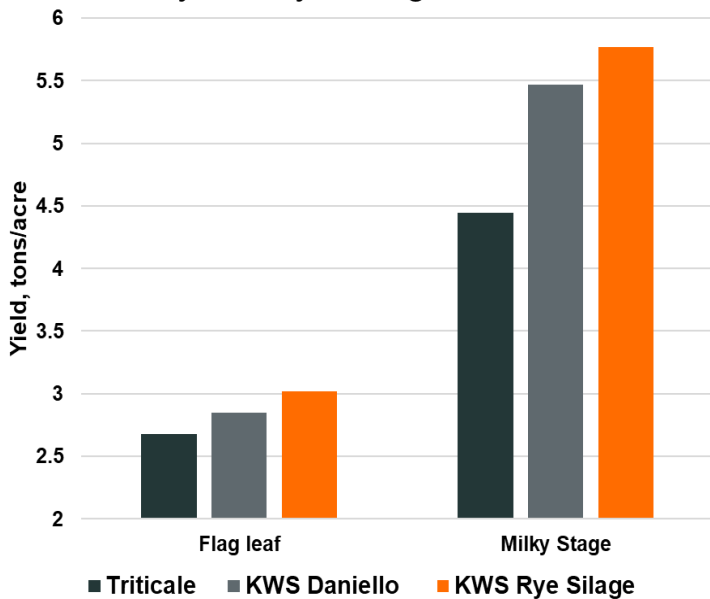
Hybrid Rye for Silage Production Guide



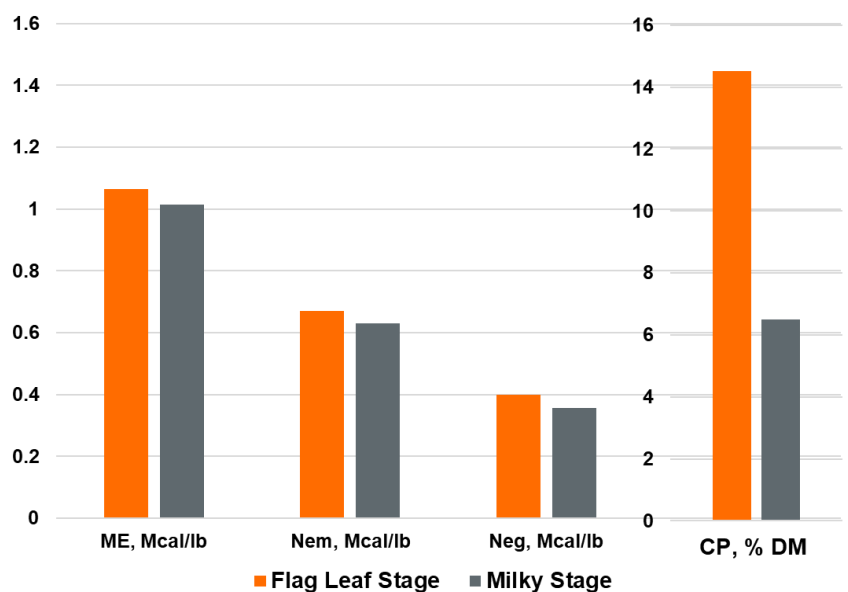
Silage Yield and Quality

- Yield data from Colorado and quality data collected from Wisconsin
- Increased yield at both stages vs triticale
- Maximum tonnage at milky stage but higher protein and energy at flag leaf
- If unsure whether to harvest for silage or grain - consider using KWS Daniello or KWS Brassetto!

Hybrid Rye Silage Yields



Hybrid Rye Silage – Energy and Crude Protein



Conclusion

Higher yields, superior disease and pest resistance, suitability for a wide range of end uses, and improved performance in adverse conditions are all key criteria KWS seeks to establish in our Hybrid Rye varieties. Growers anywhere across North America can be assured that our Hybrid Rye varieties have been developed using the same professional competences applied across all our breeding teams. We pride ourselves in providing the most reliable, innovative and market-leading selections available, tailored and tested for conditions and regions across North America.

Contact Information

Claus Nymand
Production Manager Hybrid Rye
303-489-4265
claus.nymand@kws.com

Becca Brattain, PhD
Feeding Nutritionist Hybrid Rye
765-427-0221
becca.brattain@kws.com